

TECHNICAL DATA

Bio-C™ Bacterial/Enzyme Concentrate



SUGGESTED APPLICATIONS

- ◆ Pet Stains
- ◆ Bathroom Fixtures
- ◆ Holding Tanks
- ◆ Drains/Grease Traps
- ◆ Portable Toilets
- ◆ Animal Shelters
- ◆ Grout/Floors
- ◆ Septic/Sewage
- ◆ Trash Receptacles
- ◆ Disaster Recovery

PURPOSE

Bio-C actively accelerates the natural breakdown of organic matter. Guaranteed minimum bacterial concentration is 68 million CFU/ml (255 Billion CFU/gallon). The multiple extracellular enzyme system in this product augments the microbial cultures by jump starting the microbial activity, resulting in the efficient digestion of proteins, carbohydrates, fats, oils, and grease. When diluted and applied to affected drains, flooring, and other porous surfaces, billions of powerful, non-pathogenic bacteria aggressively attack organic waste by enzymatically digesting the source of the stains and odors. Powerful spore and free enzyme suspension makes Bio-C the perfect solution for clogged drains, grease traps, portable toilet management, and more! It has a neutral pH, is non-flammable, biodegradable, and non-corrosive. Bio-C can be safely paired with our electrical and passive systems, and is well-suited for commercial and industrial applications.

DETAILS & USAGE

Remove/clean as much residue as possible. Shake Bio-C well. Dilute 1:1 to 5:1 depending on severity with water. Use mixture on water-safe surfaces within 24 hours once diluted, and allow it to saturate the contaminated area for at least 24 hours for best results. Ideal temperature is 50-80°F. Do not freeze or boil. If frozen, liquid will appear “white” or “cloudy.” Warm frozen liquid to 75°F and shake vigorously or stir from the bottom. Never mix a bacterial product with disinfectants as active ingredients will be destroyed. Always test product in inconspicuous area for colorfastness. **Fabrics/Textiles:** Bio-C is not recommended for fabrics/textiles. **Drains/Grease Traps:** Bio-C performs best when allowed to work uninterrupted, at full strength, for at least 12 hours. Simply pour diluted solution and allow to sit. **Hard Surfaces/Floors:** Apply liberally. Allow diluted product to soak thoroughly into surfaces. Afterwards, clean as normal with soap/cleaner liquids to remove Bio-C from surfaces. Product color may vary greatly due to natural variations inherent to the processing, seasonality, and region where our natural, botanical oils are harvested. These color variations are not indicative of a formula change, nor will they affect the performance of the product.

SUGGESTED DILUTION RATES

- Full Strength**—Drains, grease traps, etc.
- 1 oz. per gallon**—Once diluted, should be used within 24 hours. The greater the dilution, the less fewer bacteria per milliliter.
- 5 oz. per gallon**—For more severe cases.

PRODUCT PROFILE

- Multiple Bacillus Species**—Naturally occurring, non-engineered. Aerobes and facultative anaerobes. Highly motile. Positive chemotaxis. 100% stabilized bacterial spores.
- Extracellular Enzyme Activity**—Amylase, Protease, Lipase, Cellulase.
- Bacterial Enzyme Production**—Amylase, Protease, Lipase, Esterase, Urease, Cellulase, Xylanase.
- Salmonella Free**—Non-pathogenic, contaminant-free.



Reorder Information:

- 90-1401 Gallons, 4/case, 33 lbs. (15 kgs.)
- 90-1405 5-Gallon Mini-drum, 44 lbs. (20 kgs.)
- 90-1402 55-Gallon Drum, 422 lbs. (191 kgs.)


One Pro-Blend Bottle Proportioner is included **FREE** with every case of Bio-C, Bio-C GP, and ECOZ gallon bottles.


Contact Vaportek for 4 oz. sample sized bottles



P: 800.237.6367 | F: 262.246.5065

www.vaportek.com

 www.facebook.com/vaportek

 www.linkedin.com/vaportek

Sussex, WI USA



NOTE: Because we are committed to improving our products, Vaportek reserves the right to change product specifications and/or availability without notice or obligation.

Proudly made in the USA

LIQUID PRODUCT COMPARISON GUIDE

While Vaportek’s liquid products do share some similarities and overlapping capabilities, each liquid has its own unique, specific characteristics and recommended applications. Refer to the chart and following information to determine the appropriate product for you. SDS are available for all liquid products and can be found online at www.Vaportek.com.

Bio-C™ Bacterial Concentrate

Powerful, fast-acting three-stage concentrate that include enzymes; five strains of dormant, non-pathogenic bacteria, & fragrance. Starts to work immediately. Actively accelerates the natural breakdown of organic matter. Bio-C actively accelerates the natural breakdown of organic matter. When diluted billions of powerful, non-pathogenic bacteria aggressively attack organic waste by enzymatically digesting the source of the stains and odors. Powerful spore and free enzyme suspension.

Primary Treatments: Restoration/Disaster Recovery, Portable Toilets, Garbage Dumpsters, Drain Build-Up Remover/ Preventative maintenance, Grease Traps, Septic Tanks, Sewage Treatment.

Bio-C GP™ General Purpose Bacterial Concentrate

A two-stage concentrate that includes five strains of dormant, non-pathogenic bacteria, & fragrance. Bacteria become totally involved in 4-6 hours. Enzyme are created as product starts to work. When diluted and applied to affected carpets, padding, flooring, vehicle interiors, and other porous surfaces, billions of powerful, non-pathogenic bacteria aggressively attack organic waste by enzymatically digesting the source of the stains and odors.

Primary Treatments: Bathroom Surfaces, Kennel Floors, Cages, Trash Receptacles, Drip Systems, Kitchen/Restaurant Floors (grout, grease, food spills), Vehicle Upholstery/Carpet (food/milk spills, pet odor), Urine Contaminated Soft Surfaces.

ECOZ™ Odor Control Concentrate

A highly concentrated, water-soluble, odor-neutralizing liquid that can be used alone or to enhance any cleaning solution by providing an extra measure of deodorization.

Primary Treatments: Carpet/Upholstery Shampooing, Laundry Rinse, Hard-Surface Floor Mopping/Rinsing, Hotel Rooms, Meeting Rooms, Medical Facilities (carpets, bedding, furniture, draperies).

| PRODUCT CONTENTS | Bio-C | Bio-C GP | ECOZ |
|--------------------------------------------------------------------------------------------------------------------------------------------------------------------------|-------|----------|------|
| ENZYME: Catalyst that jump-starts the digestion process by breaking down larger molecules of waste, making them more readily available for digestion by bacteria | ✓ | | |
| BACTERIA: Naturally occurring bacterial cultures used to digest waste and reduce obnoxious odors. Contains 255 billion colony-forming bacterial units per gallon. | ✓ | ✓ | |
| SURFACTANT: Makes essential oils soluble in water and adds a light cleaning action | ✓ | ✓ | ✓ |
| PROPYLENE GLYCOL: A synthetic liquid substance that absorbs water | ✓ | | |
| FRAGRANCE | ✓ | ✓ | ✓ |
| DYE FREE | ✓ | ✓ | ✓ |



About Concentrates

When using in a diluted state, it is important that the products containing enzymes and bacteria be used within 24 hours. Concentrates are stabilized formulas that maintain the concentrations of enzymes/bacteria. Once diluted, the concentrations of these important elements will decline. Keep treated area damp for an extended period to increase effectiveness.

Dilution ratios for **ECOZ** range from 1:1 to 1:160. When used in carpet extractors, **ECOZ** Neutral, S.O.S. or Linen are recommended (rather than Lemon), as citric acid has been known to dissolve rubber seals in machines. Fragrance profile does not break down in high operating temperatures of truck-mounted extractors. **ECOZ** has zero suds profile and neutral pH. When added to final laundry rinse, add 3-4 ounces in a commercial sized washer. Higher concentrates may be desired for a stronger fragrance or when used as a room deodorizer.

Bio-C actively accelerates natural breakdown of organic matter and is recommended for use in grease traps, garbage disposals, portable toilets, etc. **Bio-C GP** does not leave a slippery residue on floors or other hard surfaces. For typical bathroom odors, dilute **Bio-C GP** with water 1:25 and apply to tile and floor areas around fixtures, allowing formula to be absorbed into cracks, grout, etc. As a floor solution, dilution may range from 1:25 for initial treatment, to 1:150 after odor problems are under control.

Do not freeze or mix enzyme products with disinfectants or with water over 130° as active ingredients will be destroyed. Always shake well before using. Ideal operating temperature range 40°-130° F (5°-55° C).

P: 800.237.6367 | F: 262.246.5065 | Sussex, WI USA | www.vaportek.com
 www.facebook.com/vaportek  www.linkedin.com/vaportek