

CARTRIDGE USE

The Restorator is designed for use with Vaportek approved replacement cartridges only. Use of non-approved replacement cartridges will void warranty coverage. For best results, store cartridges in a cool, dry location and keep away from extreme heat. Replace cartridges after 270 hours of use. The membrane inside the cartridge is sealed. Do not puncture or open the internal membrane. We recommend 3X Industrial and/or Smoke Odor Solution (S.O.S.) replacement cartridges.

Five Year Limited Warranty

Vaportek warrants this unit to be free from defects in workmanship and materials, under normal use and service, for five years from date of purchase by the original purchaser. If, at any time during the warranty period, the product is found to be defective or malfunctions, Vaportek will either repair or replace the defective part(s) at its discretion. Warranty does not apply if it is shown by Vaportek that the defect or malfunction was caused by unauthorized modifications, neglect, or abuse by the consumer. Further, any costs incurred by consumer due to unauthorized changes made to the product will not be covered by Vaportek. This warranty does not cover any other charges incurred by the consumer. Vaportek's sole responsibility is to repair or replace product within the terms stated above.

Vaportek shall not be liable for any consequential damages resulting from any breach of warranty, expressed or implied, applicable to this product. Some states do not allow the exclusion or limitation of consequential damages, so this limitation may not apply to you.

This warranty is in lieu of all other warranties, expressed or implied. The warranties of merchant ability and fitness for a particular purpose are hereby excluded beyond the five year duration of this warranty. Some states do not allow limitation on how long an implied warranty lasts, so the above limitation may not apply to you. This warranty gives you specific legal rights, and you may also have other rights which can vary from state to state. This warranty applies only to products sold and used in the United States and Canada. Goods submitted for repair under this warranty must be sent, freight prepaid, to Vaportek, Inc. Call first for a return authorization number.

For service advice, contact your dealer or



P: 800.237.6367 | F: 262.246.5065

www.vaportek.com | info@vaportek.com

W226 N6339 Village Drive, Sussex, WI 53089 USA

USE AND OPERATING INSTRUCTIONS FOR THE RESTORATOR®

230V



Restorator® *An Odor-Neutralizing System*

The Restorator is an easy-to-use, portable system. It is intended for delivering a fast, high-intensity treatment. This unit is safe to use in occupied spaces.

Easy-to-Use

Just uncap the cartridge, insert into machine, and turn on.

Works Fast

Odor neutralizer is immediate and permanent.

Economical

Cartridges last for multiple jobs.

Proudly made in the USA



THANK YOU

Thank you for purchasing the Restorator by Vaportek. The unit is an easy-to-use, portable system. It treats areas up to 20,000 ft³ to effectively eliminate odor contamination quickly and safely. The unit is primarily intended for delivering a fast, high-intensity odor neutralizing treatment. A characteristic neutralizer fragrance will be noticeable during operation as the essential oil dry vapor circulates throughout the treatment area. Residual fragrance will dissipate in a matter of hours after treatment ends. With proper care, your Restorator will provide you years of trouble-free service. Please read these use and operating instructions carefully before operating your new machine and keep it for future reference.

SUGGESTED USES

SMOKE/FLOOD DAMAGE

Close outside windows and doors. Open interior doors and expose contaminated areas to neutralizing dry vapor as much as possible. Let unit run several hours or overnight (may require even longer treatment depending on severity of odor damage).

CONTENTS RESTORATION

Place unit in a deodorizing chamber, or tent contaminated items, and allow neutralizing dry vapor to penetrate. Safe for electronics, leather, elastics, and other valuable or sensitive items.

CONTAMINATED HOTEL ROOMS

Place the Restorator relatively high in the treatment area. Run unit in closed treatment area for 15-30 minutes (for light malodor) or 2+ hours (for severe malodor).

ALSO IDEAL FOR:

- ◆ Real Estate/Foreclosures
- ◆ Disaster Recovery
- ◆ Crime Scene/Bioremediation
- ◆ Athletic Facilities
- ◆ Vehicle/Boat/RV
- ◆ Medical Facilities

Ratings:
13/9W
50/60Hz
230V



INSTRUCTIONS

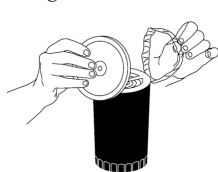
Ensure unit is plugged into the correct outlet. Situate unit so air flow at both ends is unobstructed, preferably in a relatively high location. Place on a firm, stable surface. Ensure cartridge is properly installed with the plastic cap removed from the cartridge prior to installation. To preserve cartridge life, always store with the cap on when not in use. Turn the unit on, *moving it to different areas if appropriate*. Deodorization may require as little as 15-60 minutes for light contamination. For more severe contamination, treatment may take several hours or days.

IMPORTANT

As with any powered tool, certain precautions for safe and efficient use apply. Please follow these rules and recommendations when using the Restorator:

1. Use Vaportek approved accessories only.
2. If the supply cord is damaged, it must be replaced by the manufacturer, it's service agent, or a similarly qualified person in order to avoid a hazard.
3. The membrane inside the cartridge is sealed. Do not puncture or open the internal membrane.
4. Do not allow membrane oils to come in contact with finished surfaces. Finished surfaces may be damaged by direct contact with oils. If oils should leak, wash affected skin, clothes, and/or surfaces with soapy water.
5. For best results, store cartridges in a cool, dry location and keep away from extreme heat.
6. Replace cartridges after 270 hours of use.
7. Dry vapor output will be affected by humidity, airflow, and temperature. Ideal dry vapor release occurs at 50-80°F. Vapor release significantly increases in excess of 90°F.
8. To extend cartridge life, re-cap it when not in use.
9. Do not immerse or use where contact with water may occur.
10. Do not alter the plug or change the electrical wiring.
11. If unit appears to malfunction, unplug or turn it off immediately. Contact your dealer or Vaportek for service advice.
12. Vaportek products use natural essential oils. If an allergic reaction occurs, please discontinue use immediately.
13. To accelerate the dissipation period of the characteristic Vaportek fragrance, open windows and turn on floor fans.
14. This system provides a safe, effective *alternative to ozone*. It is *not* recommended for use with ozone generating equipment.
15. Not designed for continuous, long-term operation.
16. Use standard disinfectant wipes to clean water safe surfaces.

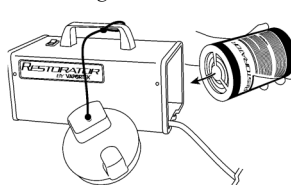
Fig. 1



Turn off machine. Lift off cartridge lid & discard clear film liner. Cartridge life is rated at 270 hours.

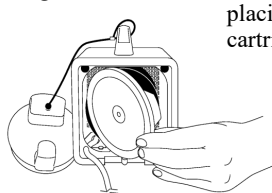
Restorator®

Fig. 2



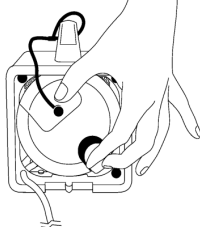
Insert open end of cartridge into back of machine, seating firmly against internal gasket. If substantial oil leakage is evident, do not use.

Fig. 3



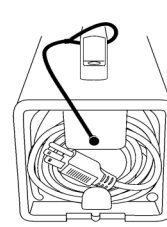
Retain lid for storage by placing against back of cartridge.

Fig. 4



Install spring-loaded cover plate against cartridge lid & twist to lock into place.

Fig. 5



To operate, plug cord into power outlet. Always unplug Restorator before removing cartridge. The cord can be coiled for storage in the back of the rear cover plate.